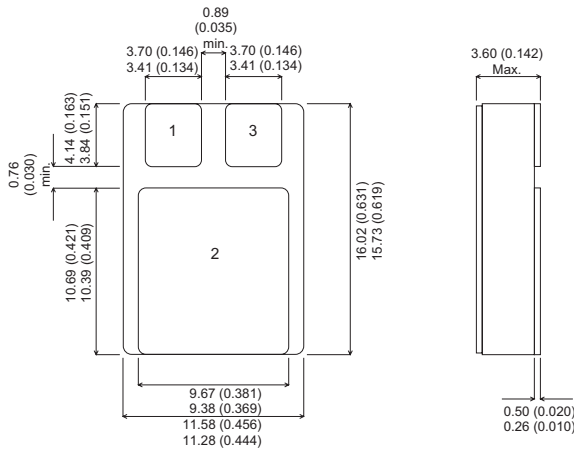


MECHANICAL DATA

Dimensions in mm (inches)



**COMMON CATHODE
SCHOTTKY DIODE IN
HERMETIC CERAMIC
SURFACE MOUNT PACKAGE
FOR HIGH RELIABILITY
APPLICATIONS**

PACKAGE SMD1 (TO-276AB)

Underside View

PAD 1 — Anode1 PAD 2 — Cathode PAD 3 — Anode 2

ABSOLUTE MAXIMUM RATINGS ($T_C = 25^\circ\text{C}$ unless otherwise stated)

V_{RRM}	Repetitive Peak Reverse Voltage	150V
I_{FAV}	Average Forward Current $T_C = 25^\circ\text{C}$	15A
	$T_C = 90^\circ\text{C}$	11A
I_{FSM}	Maximum source forward current $T_{vj} = 45^\circ\text{C}; t_p = 10\text{ms}$ (50Hz), sine	20A
T_{vj}	Virtual Junction Temperature	-55 + 175°C
T_{stg}	Storage Temperature Range	-55 + 175°C
P_{tot}	$T_C = 25^\circ\text{C}$	60W
R_{thjc}	Thermal Characteristics	2°C/W

ELECTRICAL CHARACTERISTICS ($T_A = 25^\circ\text{C}$ unless otherwise stated)

Parameter	Test Conditions	Min.	Typ.	Max.	Unit
I_{R^*} Reverse Current	$T_{VJ} = 25^\circ\text{C}$ $V_R = V_{RRM}$			1.3	mA
	$T_{VJ} = 125^\circ\text{C}$ $V_R = V_{RRM}$		1.3		
V_{F^*} Forward Voltage	$I_F = 5\text{A}$ $T_{VJ} = 125^\circ\text{C}$	0.8			V
	$I_F = 5\text{A}$ $T_{VJ} = 25^\circ\text{C}$	0.8		1.1	
C_J Capacitance	$V_R = 100\text{V}$ $T_{VJ} = 125^\circ\text{C}$	22			pF

Semelab Plc reserves the right to change test conditions, parameter limits and package dimensions without notice. Information furnished by Semelab is believed to be both accurate and reliable at the time of going to press. However Semelab assumes no responsibility for any errors or omissions discovered in its use. Semelab encourages customers to verify that datasheets are current before placing orders.

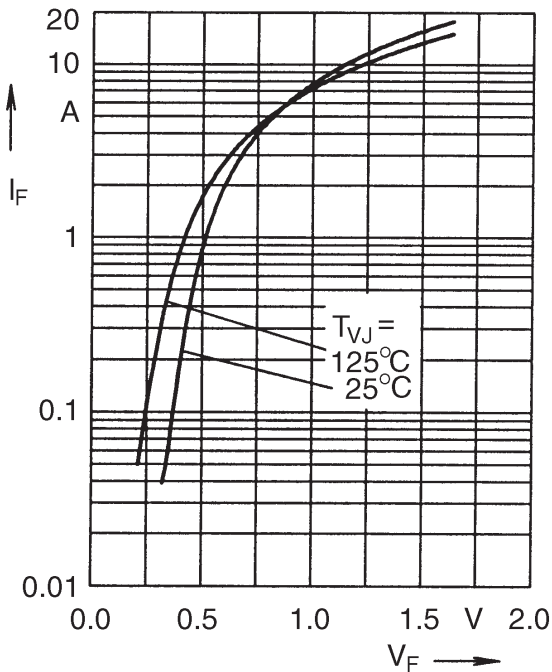


FIG. 1 TYP. FORWARD CHARACTERISTICS

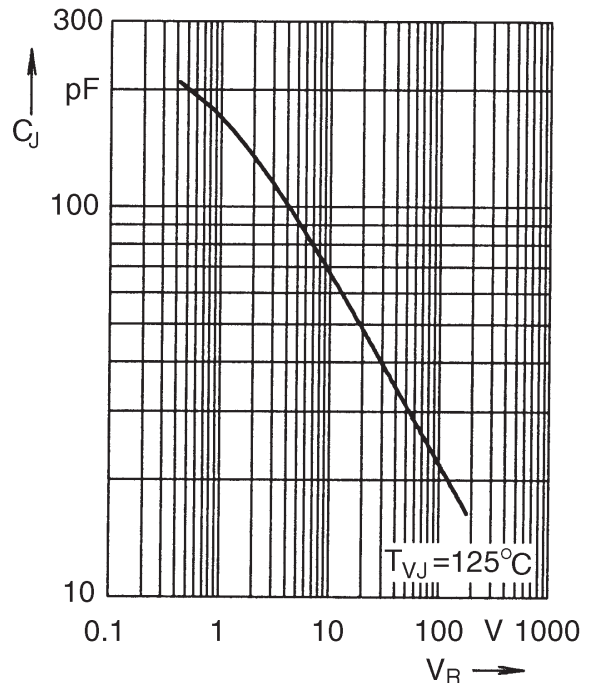


FIG. 2 TYP. JUNCTION CAPACITY VERSUS BLOCKING VOLTAGE

NOTE:

Explanatory comparison for the basic operational behaviour of rectifier diodes and Gallium Arsenide Schottky diodes.

	Rectifier Diode	GaAs Schottky Diodoe
Conduction	by majority + minority carriers	by majority carriers only
forward characteristics	$V_F(I_F)$	$V_F(I_F)$, See Fig 1
turn off characteristics	extraction of excess carriers causes temperature dependant reverse recovery (t_{rr} , I_{RM} , Q_{rr})	reverse current charges junction capacity C_j , see Fig 2;
turn on characteristics	delayed saturation leads to V_{FR}	not temperature dependant no turn on overvoltage peak.